

← MUHAMMAD SYAHIR BI... ⋮

Current Balance  
**RM 0.00**

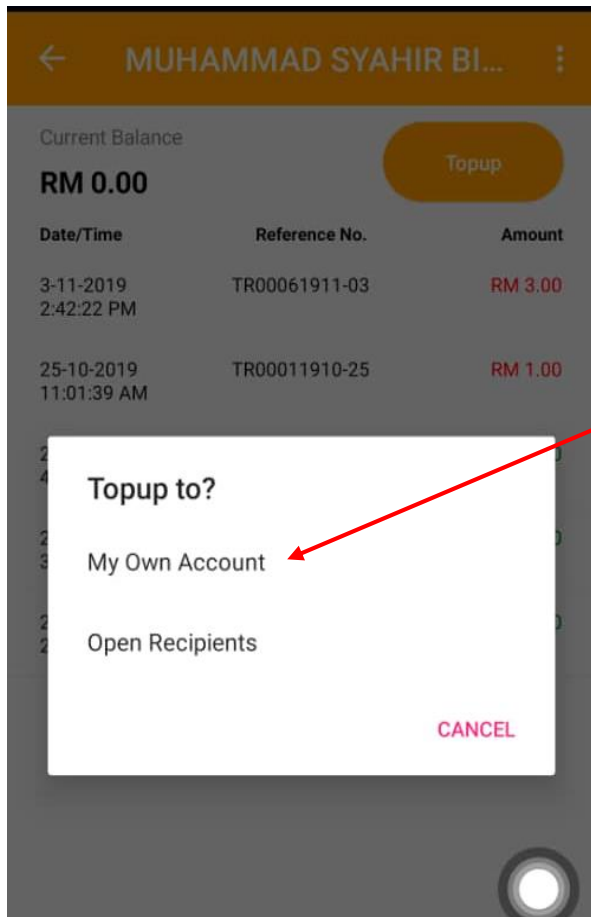
Topup

Date/Time	Reference No.	Amount
3-11-2019 2:42:22 PM	TR00061911-03	RM 3.00
25-10-2019 11:01:39 AM	TR00011910-25	RM 1.00
23-10-2019 4:00:18 PM	PT00031910-23	RM 2.00
23-10-2019 3:33:01 PM	PT00021910-23	RM 1.00
25-9-2019 2:11:37 PM	PT00011909-25	RM 1.00

There are 5 record(s)



2. Click at 'Topup'.



3. Select your account.

← Topup Confirmation

Account Name **MUHAMMAD SYAHIR BIN KAMAL**

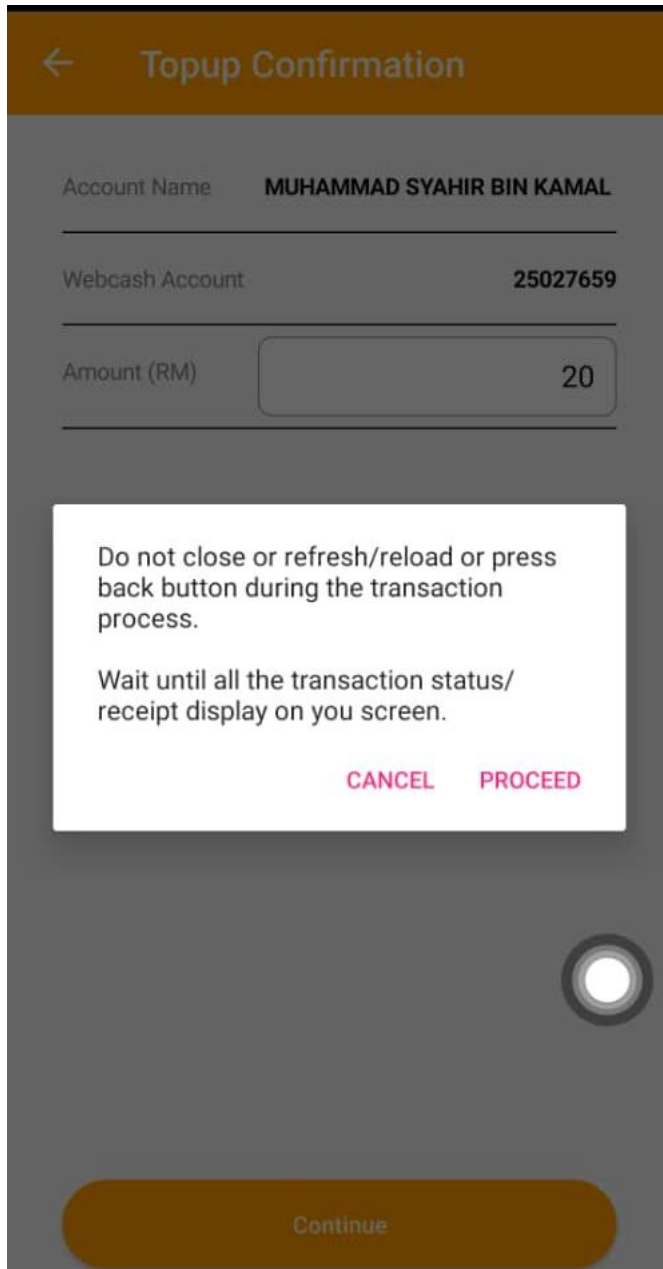
Webcash Account **25027659**

Amount (RM)

Continue

4. Insert how much amount you want topup.

5. Click continue.



6. Click 'Proceed'

← Payment Verification

FPX

VISA MasterCard

Retail Banking (B2C)

BSN

By clicking on the "Proceed" button, you agree to FPX's Terms & Conditions

Proceed with BSN

Cancel this transaction

7. Choose between online banking or credit card.

8. Select Bank.

9. Click Proceed.

← MUHAMMAD SYAHIR BI... ⋮

Current Balance  
**RM 0.00**

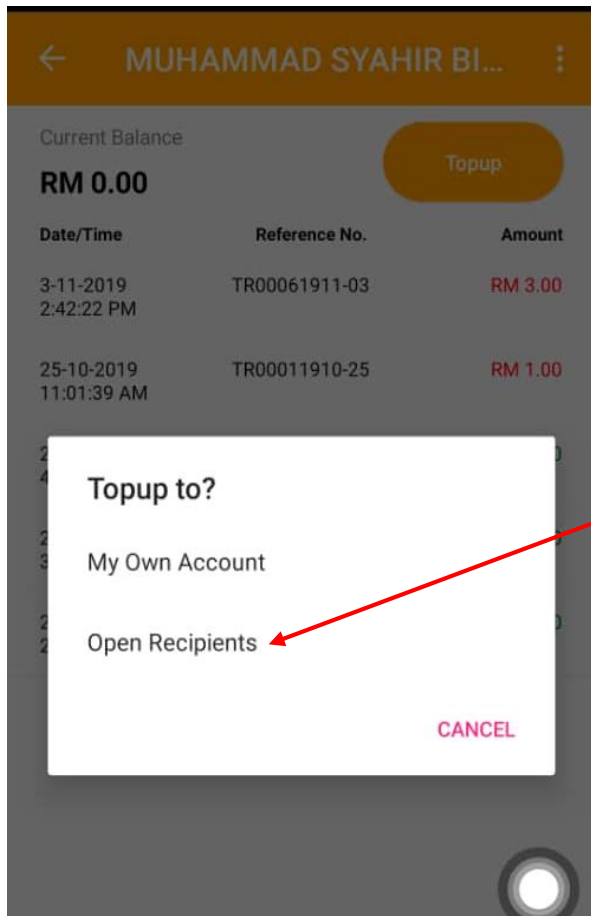
**Topup**

Date/Time	Reference No.	Amount
3-11-2019 2:42:22 PM	TR00061911-03	RM 3.00
25-10-2019 11:01:39 AM	TR00011910-25	RM 1.00
23-10-2019 4:00:18 PM	PT00031910-23	RM 2.00
23-10-2019 3:33:01 PM	PT00021910-23	RM 1.00
25-9-2019 2:11:37 PM	PT00011909-25	RM 1.00

There are 5 record(s)



2. Click at 'Topup'.



3. Open recipients.

← Topup Details

Card No.

6060050100028709

To  
Account Name

CHAI BAO YUH

To  
Webcash Account

25027652

Next

4. Insert student card's numbers.

Student's name automatically will show.

5. Click next



← **Topup Confirmation**

From **MUHAMMAD SYAHIR BIN KAMAL**  
Account Name

---

From **25027659**  
Webcash Account

---

Amount (RM)

---

To **CHAI BAO YUH**  
Account Name

---

To **25027652**  
Webcash Account

**Continue**

6. Insert amount to reload to student's wallet.

7. Click continue.